

PARENT GUIDE

facilitate learning with your child using our lessons

[Click here to start using the lessons now!](#)



QUICK TIPS!

PARTS OF A LESSON
This is the part of the lesson and a brief description of its purpose.

DURATION
An estimate of the amount of time needed for each part of the lesson.

BASIC

Use this guidelines if your child can learn independently. Recommended for parents with Upper Primary & Secondary school children.

DO MORE

Use this guidelines if your child needs more support. Recommended for parents with Lower Primary school children.

LEARNING GOALS
The Learning Goals section articulates the knowledge and skills your child will gain from this lesson.

BASIC 2 MINUTES
Read the learning goals for the lesson so it helps you understand what your child is about to learn. These goals are all aligned to the national curriculum.

DO MORE 5 MINUTES
Read the learning goals with your child to help them try & understand what they are about to learn. This helps them know what they need to focus on during the lesson.

For example: The topic of a Primary 6 science lesson is "Interaksi Antara Haiwan". The learning goal here is for the child to learn the meaning of animal interactions via symbiotic relationships, and the types of symbiotic relationships that exist. Knowing the learning goal will help them focus on those things when watching the video.

After your child has understood the Learning Goals, you can complete the first task "Challenge Yourself" with them. This is a quick activity to help your child feel excited or curious about the lesson.

For example: In this lesson, your child is asked to reflect on their feelings about not seeing their friends during the Restrictive Movement Order. This allows your child to understand and relate to the word "interaction". Understanding this would make the topic easier to comprehend.

KEBERHASILAN PEMBELAJARAN

Memahami interaksi antara haiwan.

- Menyatakan maksud interaksi antara haiwan.
- Memberi contoh jenis interaksi seperti simbiosis: mutualisme, komensalisme dan parasitisme.

Mari Cuba!

Adakah anda rindu kawan-kawan kamu?

Sumber: <https://giphy.com/media/3LKnZMh1zMSGgphYg/>

Sudah lebih 2 minggu kita tidak jumpa kawan kita kerana Kawalan Pergerakan.

Tahukah anda bahawa haiwan juga akan berasa gelisah jika tidak dapat berinteraksi dengan haiwan-haiwan lain?

Cuba fikir dan berikan beberapa contoh interaksi antara haiwan yang ada di sekeliling kita.





LEARNING GOALS

The Learning Goals section articulates the knowledge and skills your child will gain from this lesson

2 MINUTES



BASIC

Read the learning goals for the lesson so it helps you understand what your child is about to learn. These goals are all aligned to the national curriculum.

5 MINUTES



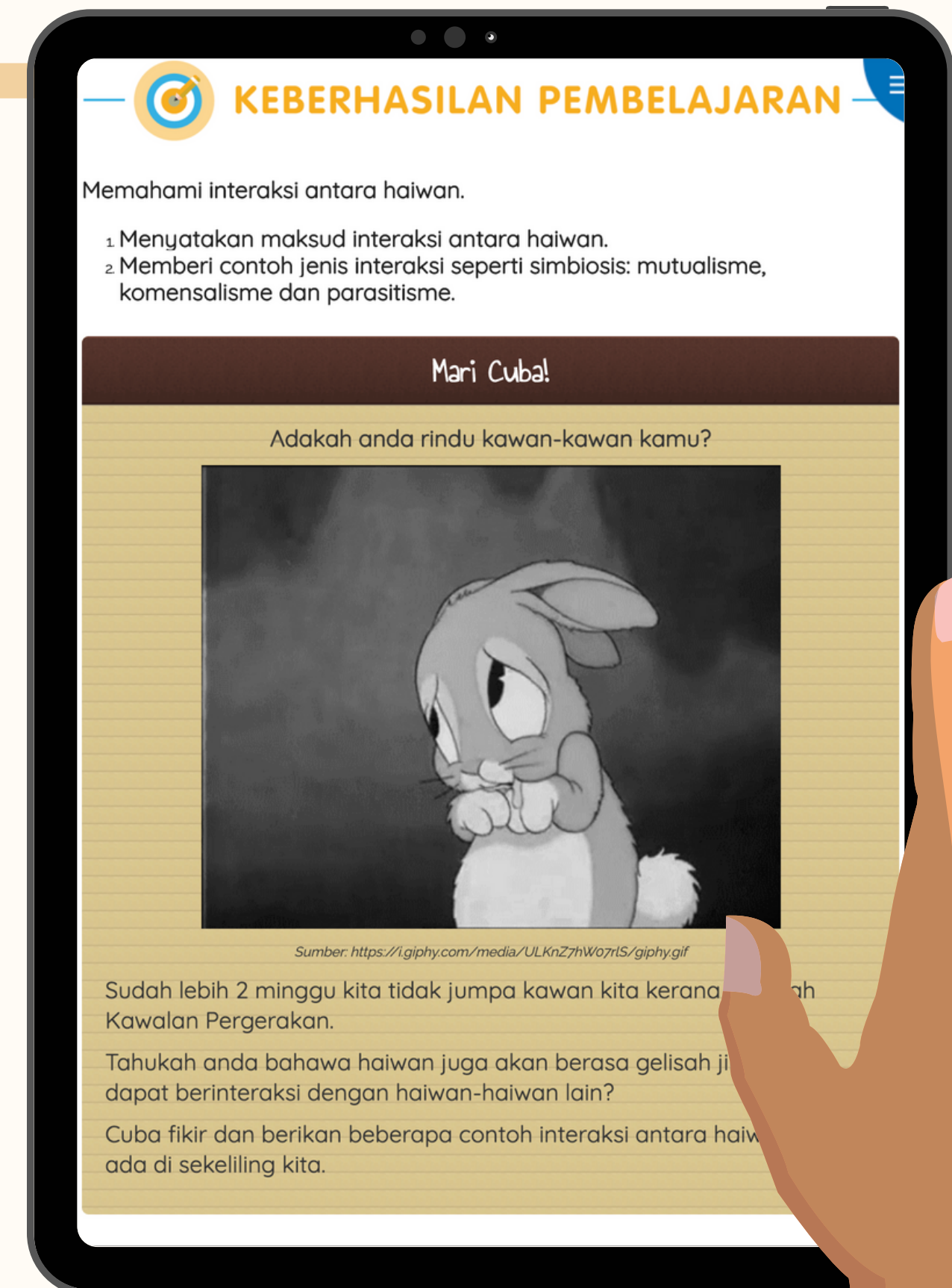
DO MORE

Read the learning goals with your child to help them try & understand what they are about to learn. This helps them know what they need to focus on during the lesson.

For example: The topic of a Primary 6 science lesson is “Interaksi Antara Haiwan”. The learning goal here is for the child to learn the meaning of animal interactions via symbiotic relationships, and the types of symbiotic relationships that exist. Knowing the learning goal will help them focus on those things when watching the video.

After your child has understood the Learning Goals, you can complete the first task “Challenge Yourself” with them. This is a quick activity to help your child feel excited or curious about the lesson.

For example: In this lesson, your child is asked to reflect on their feelings about not seeing their friends during the Restrictive Movement Order. This allows your child to understand and relate to the word “interaction”. Understanding this would make the topic easier to comprehend.





LEARNING RESOURCES

The Learning Resources aim to explain concepts or give examples to build your child's understanding of the lesson topic

4 MINUTES 

BASIC

Skim through the materials in Learning Resources to know what your child is about to learn. Your child may be asked to watch videos, look at pictures or read articles.

20 MINUTES 

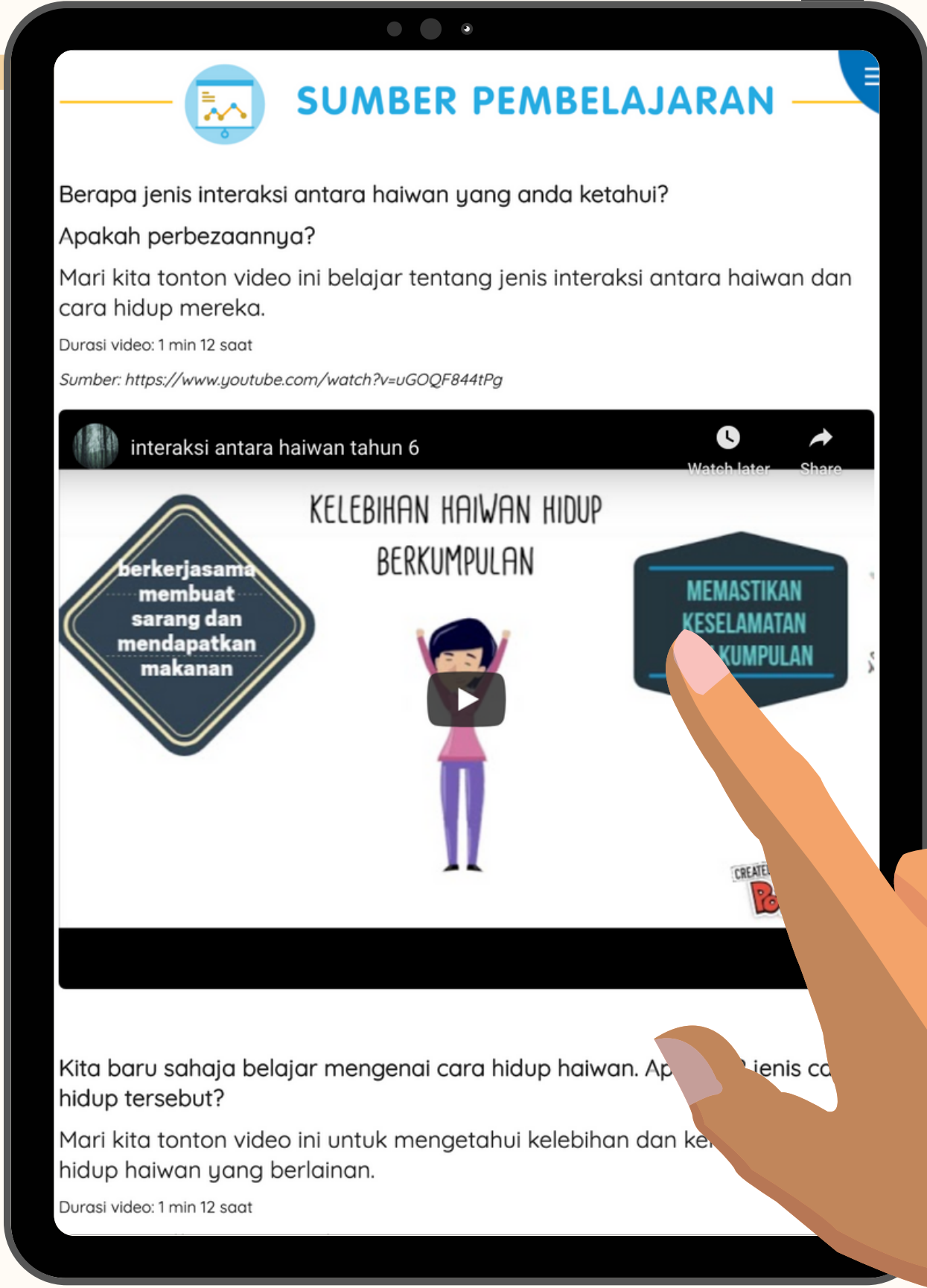
DO MORE

Do these with your child & try to check their understanding. You can use the question given in the instructions or use simple reflection questions below:

- What did you see/read?
- What was something new that you learned?
- Are there words you didn't understand?

For example:

Watch the "Interactions Among Animals" video. In this video you will see different animals and interactions. Ask your child to list out the different animal interactions that they saw.





ACTIVITY

The Activity section allows your child to practice the skills or knowledge learned in the lesson.

4 MINUTES



BASIC

Read the instructions of each challenge so it helps you understand the activities your child is about to do. These challenges are fun and educational. You may find worksheets, physical activities or projects.

If your family has children of different ages, you could also get your older child to do the activities with their younger sibling as they would have learnt this material in school as well.

20 MINUTES



DO MORE

Do some activities with your child. You can start by following the instructions closely. Remember that activities are there to help your child practice what they have learned. So, don't worry too much about right or wrong answers. You and your child can always go back to the Learning Resources to find the right answers. Sometimes, the challenges do not have an expected answer.

For example:

There is an activity that asks your child to draw a story that is based on animal interactions. Drawing is subjective and not everyone is an artist. Just be sure that your child is enjoying the activity & that the animals look like they are interacting with each other :)





QUIZZES

The quizzes on Launchpad aims to assess your child's understanding of a topic.

10 MINUTES



BASIC

Download and log into Launchpad and go to "Learn" and find the relevant Lessons or Quizzes for your child to do.

The quiz description tells you the amount of questions your child will complete. You may also decide to enable or disable game play that comes with each quiz. If enabled, your child will be able to play the game in between question completion. This helps your child feel motivated to answer more questions.

Additionally, you may also guide your child on how to search for quizzes so they can attempt them independently.

20 MINUTES



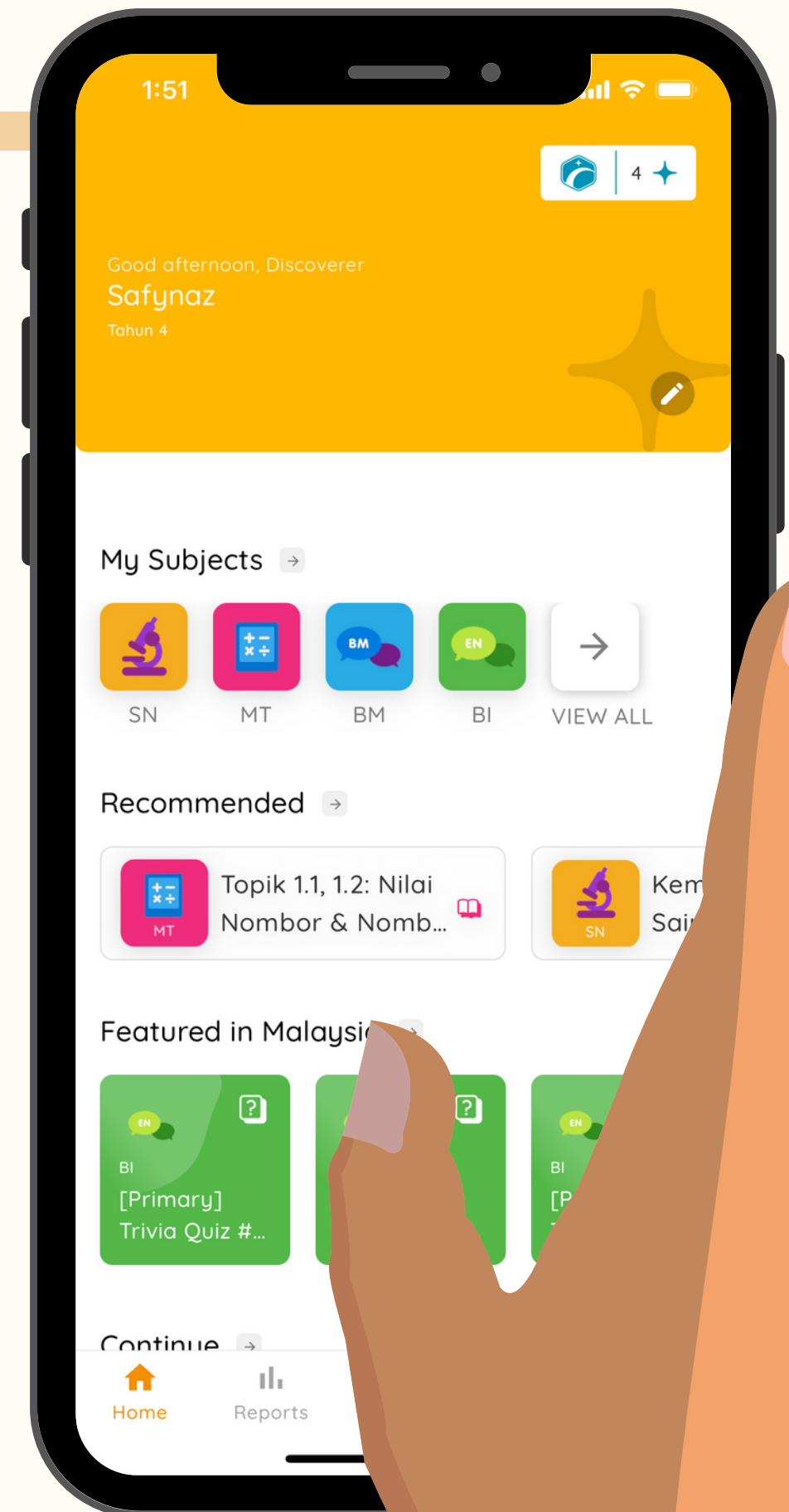
DO MORE

Do the quiz with your child & help them master the questions. Give your child prompts that remind them of the lesson they have completed.

For example:

The quiz question asks your child to describe how the animal in the image lives, "a few ants together on a leaf". The answer is "Live in Groups". Go through the answer one by one to check if any of the answers matches the image. If your child needs more help, prompt them using the information they have seen in the lesson resources.

If your child answers incorrectly, decide to retry the question immediately or reattempt the question at the end of the quiz. There is no limit to reattempts.



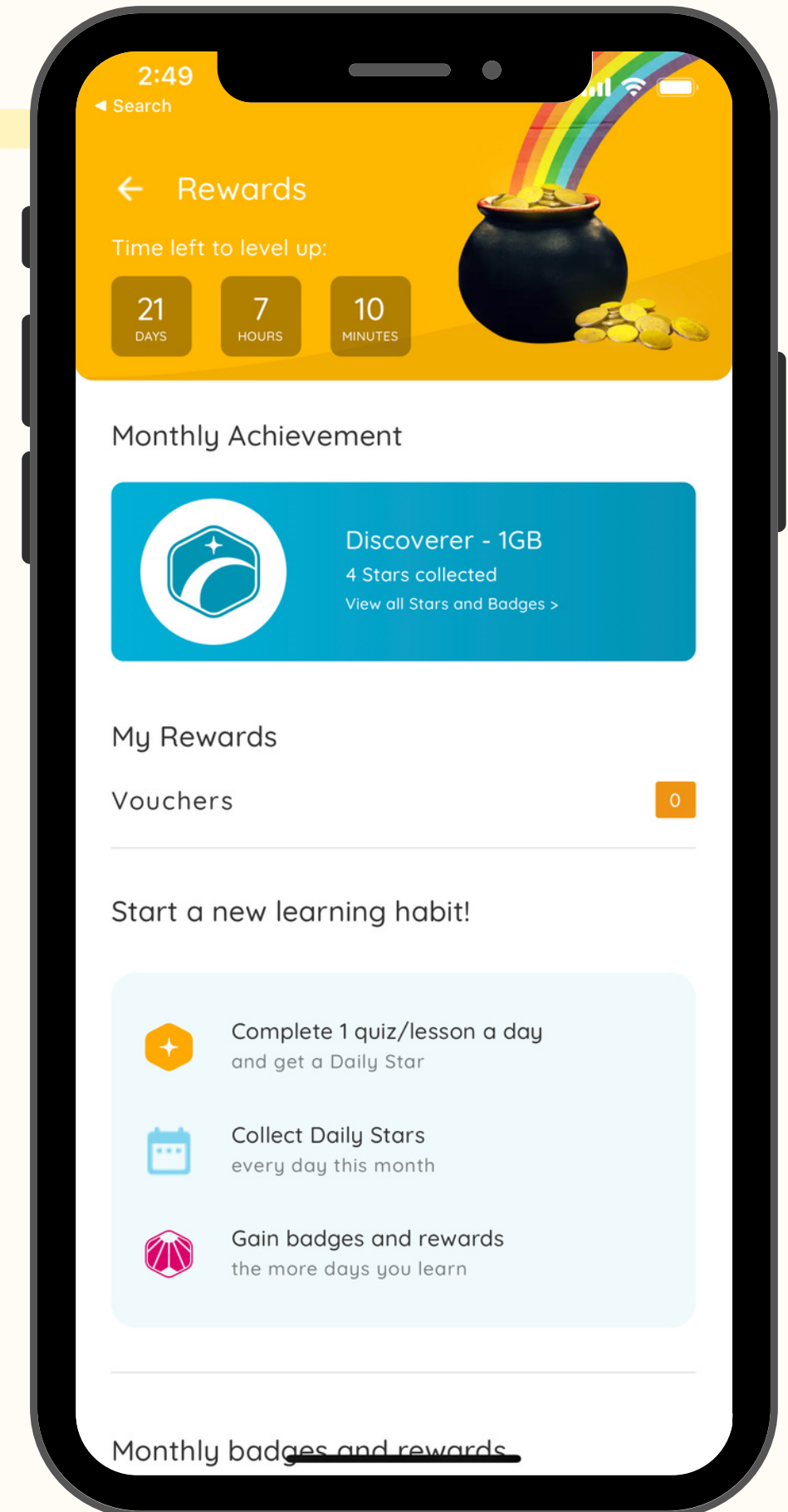


Keep Your Child Motivated

GET REWARDED FOR LEARNING WHEN YOUR KIDS LEARN WITH LAUNCHPAD

A reward system that helps your kids build a consistent learning habit by rewarding daily effort

- 1 Complete 1 lesson or quiz a day and get a Daily Star
- 2 Collect Daily Stars everyday for the entire month
- 3 Gain badges and rewards the more days you learn!
- 4 Redeem your rewards, such as 10 GB mobile data from our telecommunications partner, Yes



THE END

make learning fun with our lessons

[Click here to start using the lessons now!](#)

