



# STUDENT GUIDE

How to use lessons to help you learn

[Click here to start learning now!](#)



# LEARNING GOALS



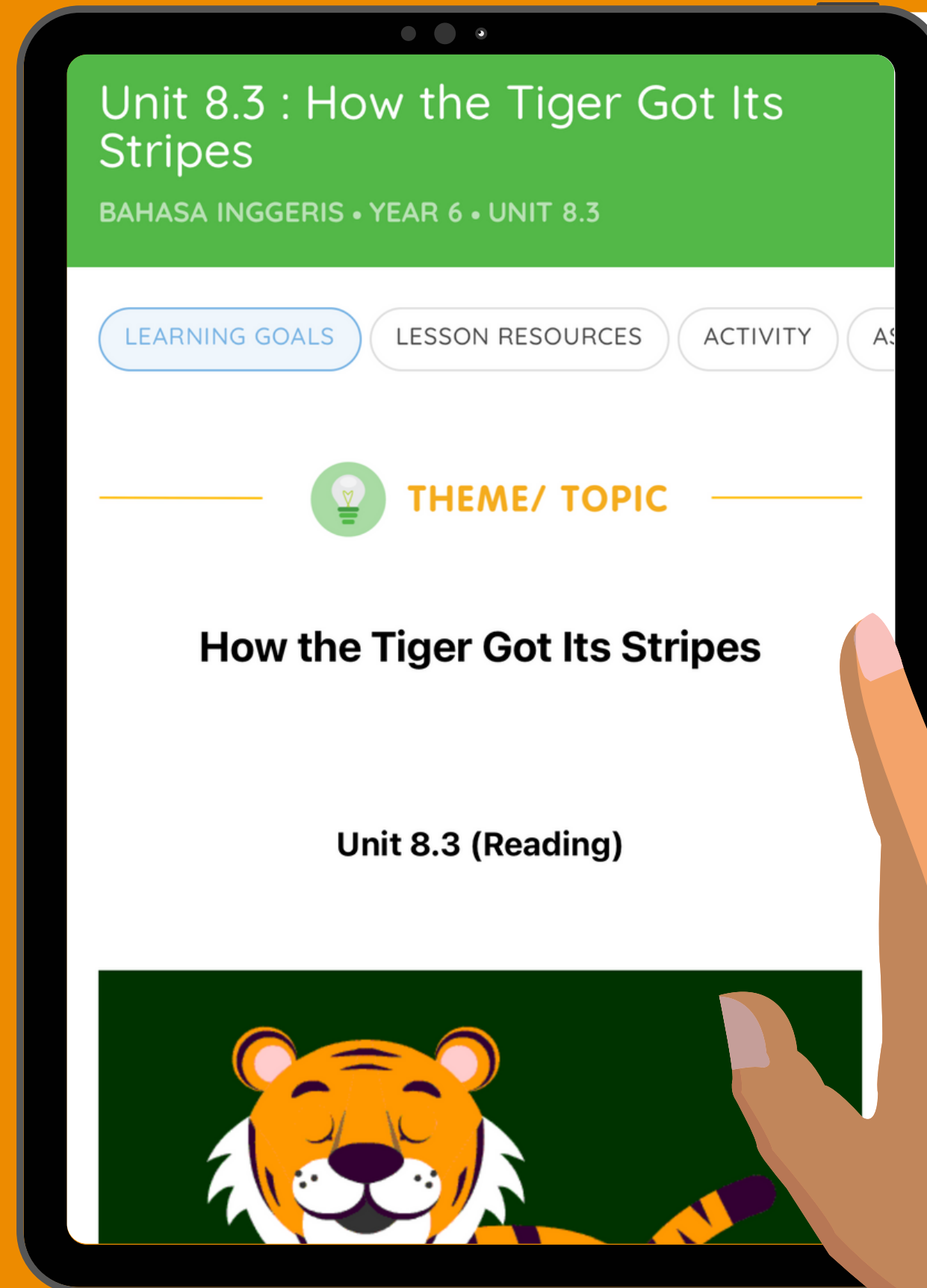
## WHAT TO DO?

1

Read the learning goals to help you know about the skills and knowledge you are about to learn.

2

Next, complete the first task “Challenge Yourself” to quickly test your current knowledge.



Knowing the Learning Goals helps you know what you need to focus on as you go through the lesson. Then, do the quick activity to help you feel excited or curious about the lesson.






## WHAT TO DO?

1

Watch videos, look at pictures or read articles (one by one) to help you learn about the lesson.

2

Try to check your understanding by answering the questions provided.

 **LEARNING RESOURCES**

**How tiger got its stripes**

Have you read this story yet? If you haven't, pause for a minute to guess:

**How did tiger get its stripes? Do you think tiger...**

- a) got burnt?
- b) got tricked?
- c) got sick?
- d) was painted?


Read along with the e-book and check your answers.

**What kind of story is this? How do we know?**

- a) science fiction
- b) folktale
- c) fairy tale
- d) historical fiction

Video length: 6 min 27 secs

Credit: <https://www.youtube.com/embed/Qe5llpoCoi8>

 How the Tiger Got His Stripes ...

Ask yourself:

- What did you see or read?
- What was something new that you learned?
- Are there words you didn't understand?



## WHAT TO DO?

1

Read the instructions of all challenges. Pick ONE challenge for you to do.

2

Use the Learning Resources to help you complete the challenge.

3

Repeat until you complete all challenges.

**ACTIVITY**

Challenge yourself 1!

**Read the story again and order the events in the story.**

- 1) The man tells Tiger that he is afraid that he would eat his goats, so he ties him to the tree.
- 2) Tiger is embarrassed by his stripes, and still waiting for wisdom.
- 3) Tiger is perplexed to see the Water Buffalo working hard for the man.
- 4) The man tells Tiger that he will go home to get wisdom.
- 5) After waiting a long time, Tiger gets hungry, pulls and struggles, and finally breaks free! The ropes leave marks on his coat of fur.
- 6) Tiger demands that man give him the wisdom he needs.
- 7) Tiger is proud of his fangs, claws and coat of fur.
- 8) Water Buffalo tells Tiger that he works for man because of his wisdom.

Remember that activities are there to help you practice what you have learned.

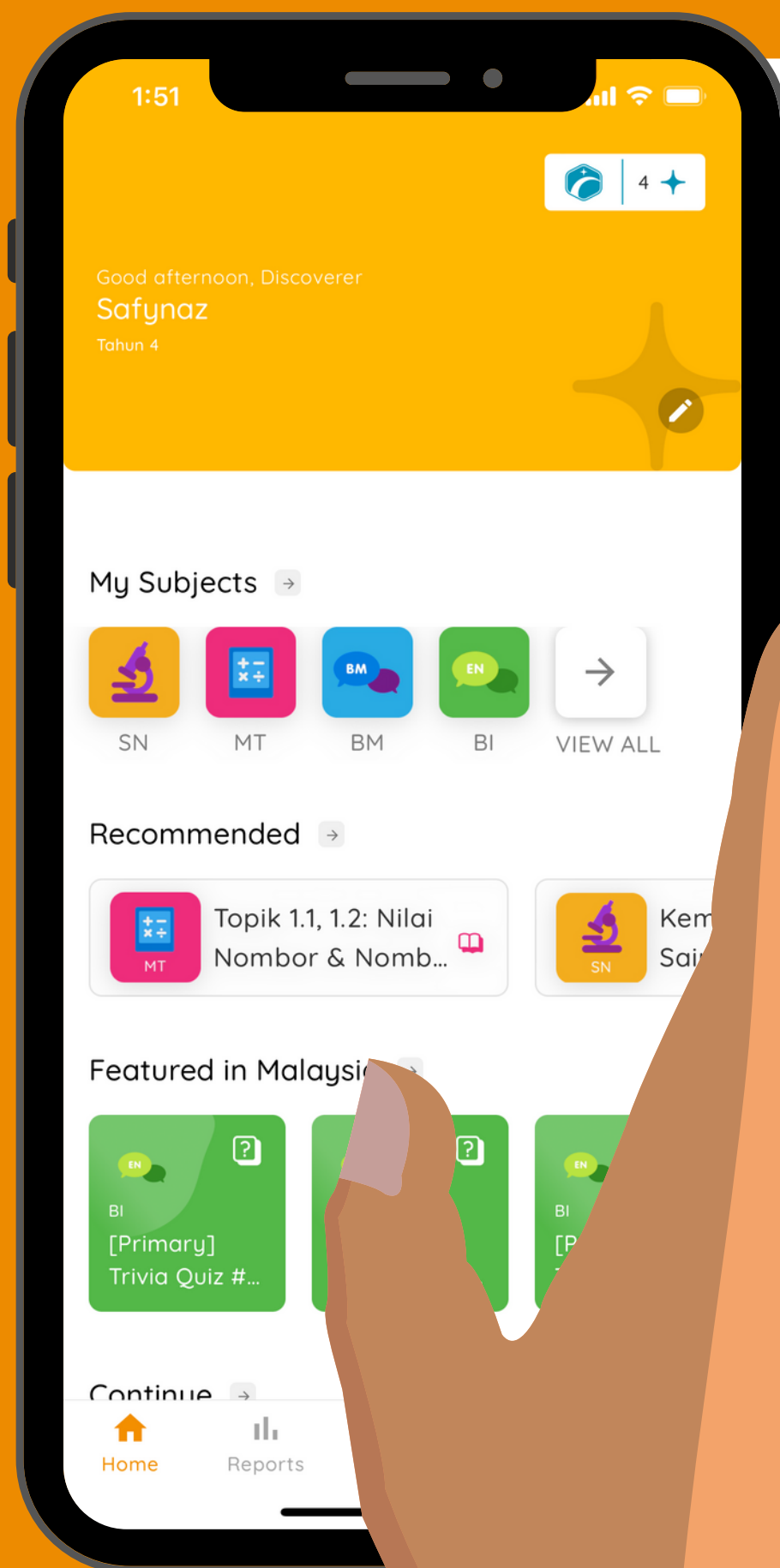
Sometimes, the challenges do not have any correct answer, it just wants you to practice and have fun doing it!

# QUIZZES



## WHAT TO DO?

- 1 Download and log into Launchpad. Then, click on “Learn”
- 2 Find the relevant, Subject and select a Lesson or Quiz for you to complete
- 3 Collect a Star for every day that you learn!



If you answer incorrectly, retry the question immediately or reattempt the question at the end of the quiz. It is good to retry at least twice so that you can practice your skills and knowledge until you master it.

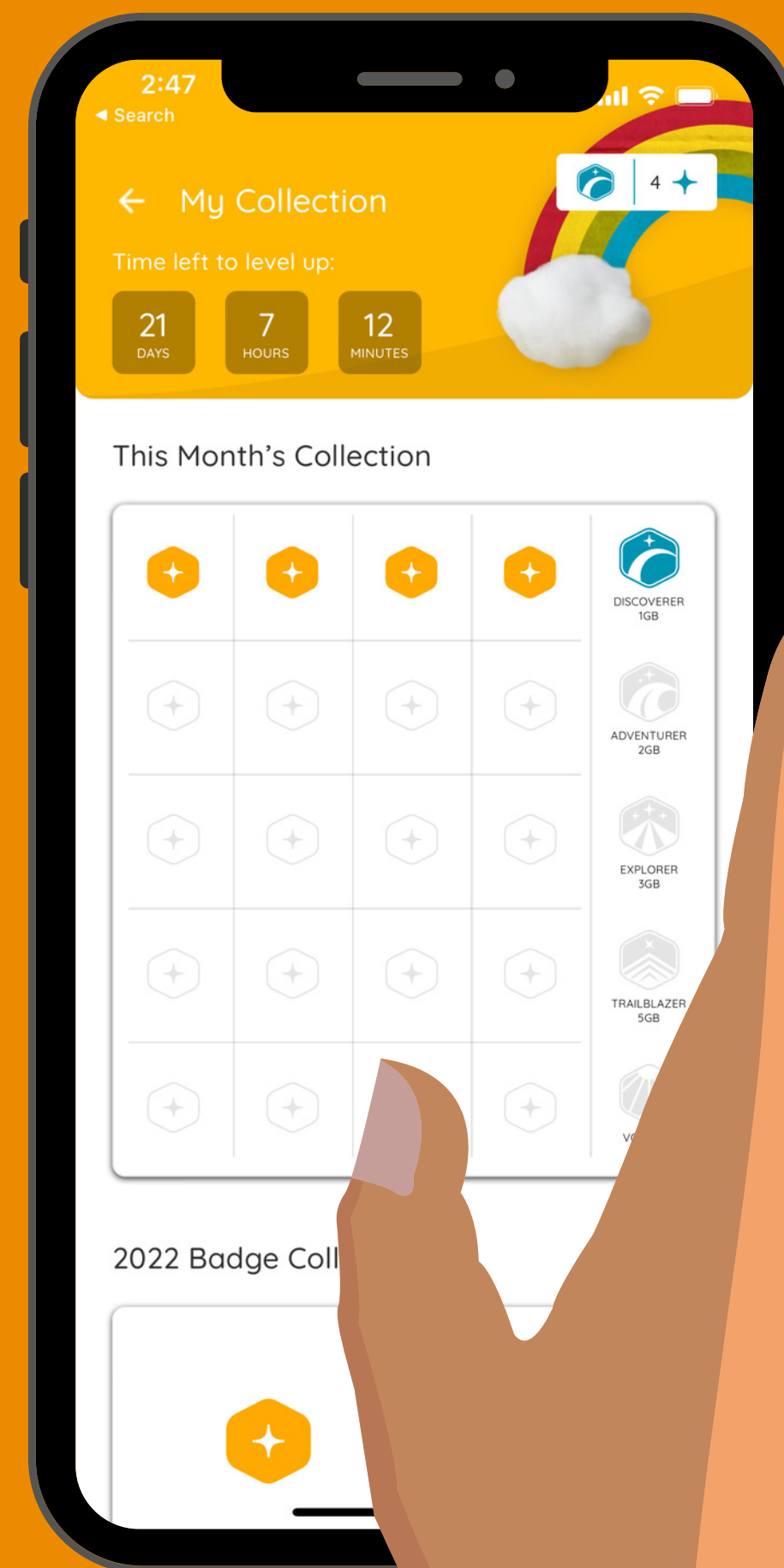
# STAY MOTIVATED WITH LEARNING



## GET REWARDED FOR LEARNING WHEN YOU LEARN WITH LAUNCHPAD

A reward system that helps you build a consistent learning habit by rewarding daily effort

- 1 Complete 1 lesson or quiz a day and get a Daily Star
- 2 Collect Daily Stars everyday for the entire month
- 3 Gain badges and rewards the more days you learn!
- 4 Redeem your rewards, such as 10 GB mobile data from our telecommunications partner, Yes





# LEARNING OPTIONS

Based on your learning needs, you can pick & choose different ways to learn using our Frog School lessons.



5-15 MINUTES

## BITE-SIZE LESSON



Try completing any ONE of the Learning Resources if you want a sneak peek into a new topic



Try completing any ONE of the Learning Activity to test yourself on similar topics you have learned



Do a quick quiz if you are looking to revise a topic!



30 MINUTES

## LITE LESSON

Try completing ONE Learning Resource and ONE Activity to get an introduction to a specific topic



60-90 MINUTES

## FULL LESSON

Try completing the entire lesson if you want to conquer a new topic! You can go through each step, learning materials and complete all activities to level up



# THE END

Make learning fun with our lessons!

[Click here to start learning now!](#)

